

▶ IT User: Tecnologías que dan al dato el protagonismo que merece

▶ Alberto Gonzalez, Alliances Manager



▶ Data Management. Done differently.

Agenda

- The IT Transformation Crisis
- What makes Commvault unique in Data Management and Digital Transformation?
- HPE & Commvault: a winning alliance





▶ The IT Transformation Crisis



▶ Customer's Perception of Digital Transformation and Data Explosion

▶ A wake up call for Digital Transformation

“Digital business and digital transformation are the 2nd biggest priorities for CIOs after growth and market share” – Gartner

“51% of IT professionals said “Better data collection and management” was essential to the future success of their company


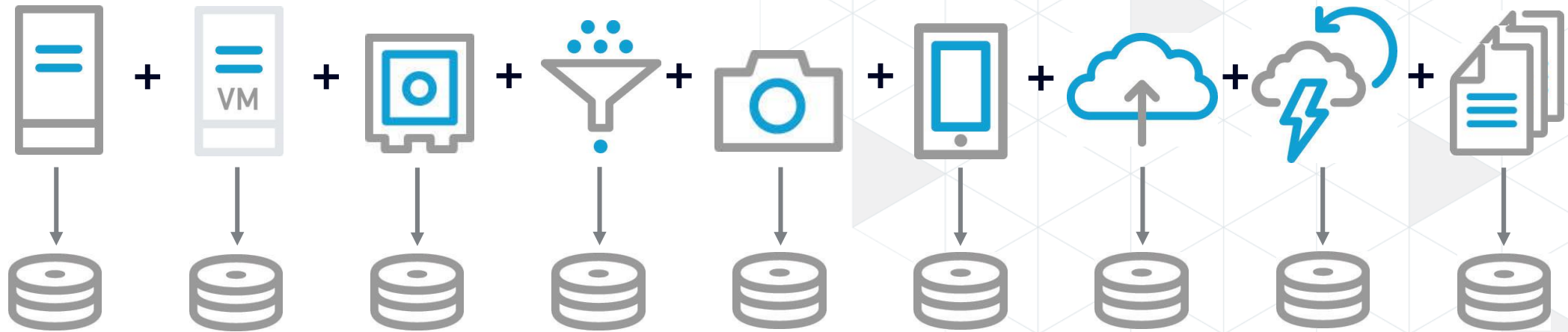
“66% of IT professionals estimate that their company only has access to half of it’s data or less”



► What make Commvault
unique?

▶ Data is central to digital transformation...

But it can add up to be a **Digital Transformation Blocker** too!



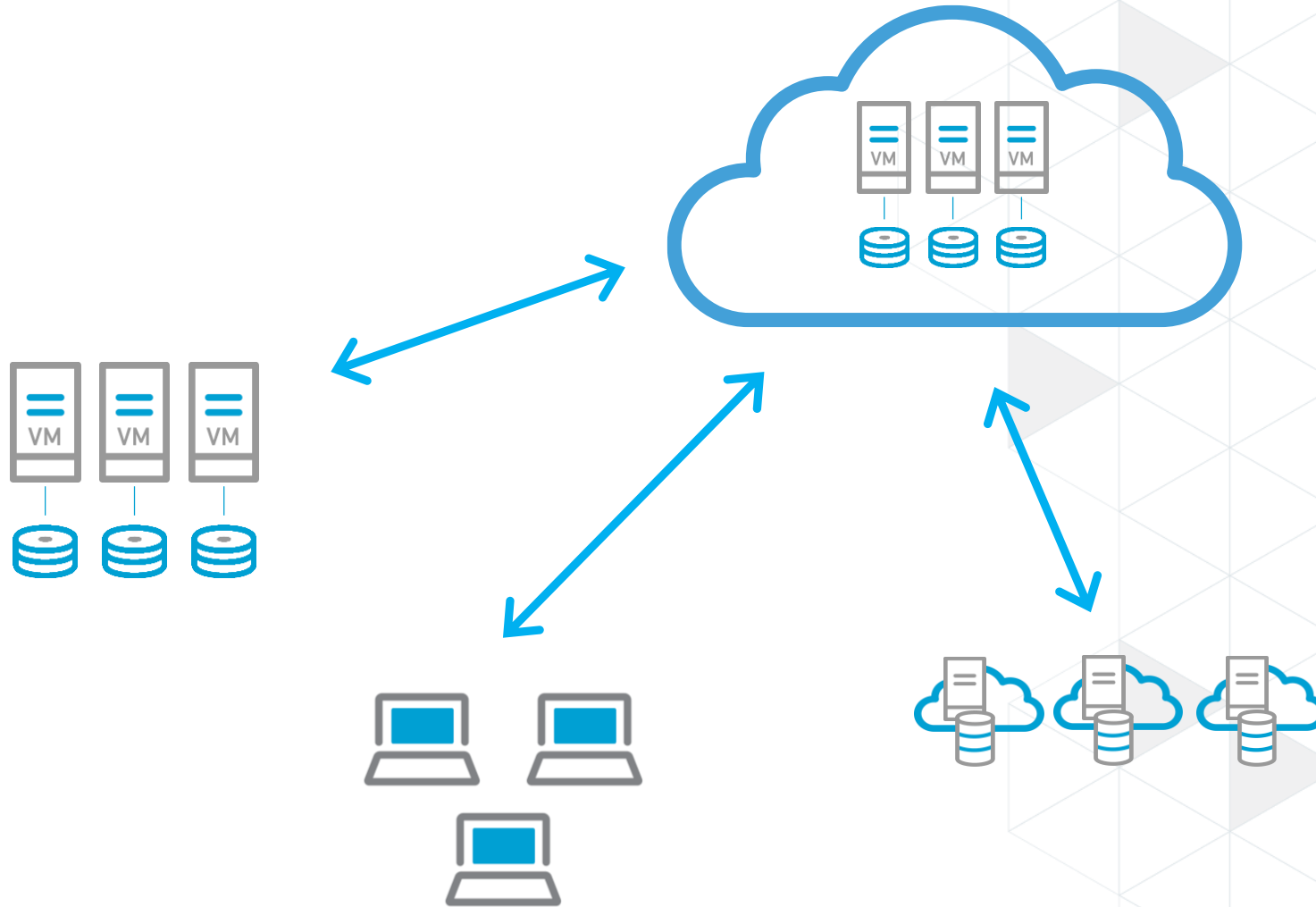
MORE

- Infrastructure
- Management
- Indexing
- Licensing
- Training
- Maintenance
- Network Issues



...and MULTIPLE DATA SILOs!

▶ What's Next?




Clients just don't know what's next for them

But they need workload portability

▶ The Commvault Advantage

Data Management Done Differently

We've got you covered
Backup and recovery
on-premises,
in the cloud...
everywhere your data lives



Simplifying Data Management

- Intuitive browser-based console simplifies day-to-day data protection operations
- Self-service tools for specific roles, i.e. VM Admin, App Owner, etc



REMOVING DATA COMPLEXITY:

1

- VIRTUAL RESPOSITORY**
- INTELLIGENT INDEX**
- MANAGEMENT CONSOLE**
- INTEGRATED SOLUTION**

▶ The Commvault Advantage

Data Management. Done Differently.

NUTANIX PURESTORAGE



DELL EMC HUAWEI

FUJITSU HITACHI
Inspire the Next

Hewlett Packard Enterprise CISCO

Storage Hardware



ORACLE SAP SAP HANA



OS, Endpoint, Apps & DBs



KVM openstack.

ORACLE redhat

vmware CITRIX XenServer

Virtual Machines

GENOMICS



GREENPLUM DATABASE IBM GPFS



Large Files and Big Data

amazon web services™

Google Cloud

Microsoft Azure Office 365

ORACLE CLOUD salesforce

SaaS and Cloud-Native

Scale without
Constraint.

Commvault
Data Platform



Protection
without
Compromise.

Access without Limits

A photograph of a business meeting. In the foreground, a person in a dark suit is seen from the side, resting their chin on their hand in a thoughtful pose. In the background, another person in a white shirt is pointing at a large screen displaying various data charts and graphs. The scene is brightly lit, suggesting a modern office environment.

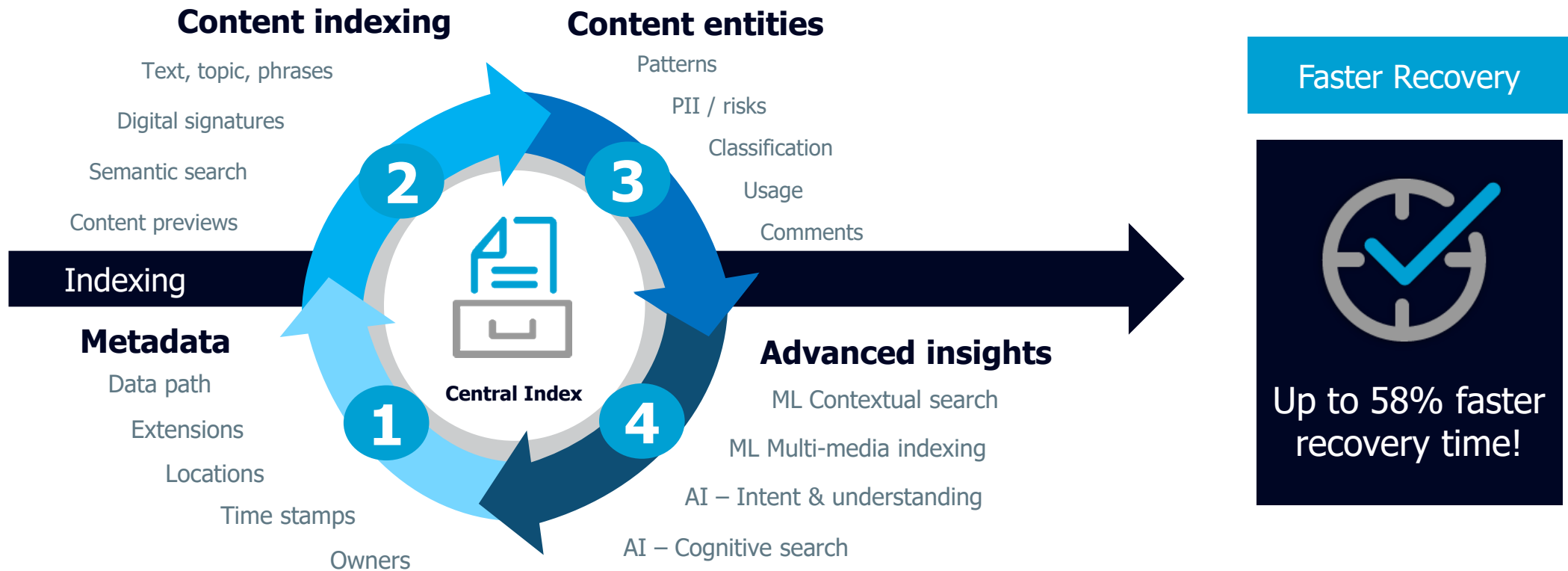
Before implementing Commvault:
59% of data protected

After Commvault installed:
93% of data protected

▶ Data is transformed into Information by dynamic indexing

4D Indexing, AI and Machine Learning included as standard

COMMVAULT  4D Index



▶ Commvault Command Center

100% Web-Based. Easy-to-use with faster install, backup and recovery...

The screenshot displays the Commvault Command Center interface, which is a web-based management console. It features a navigation sidebar on the left with options like 'Getting started', 'Dashboard', 'Solutions', 'Configuration', 'Monitoring', 'Administration', 'Policies', 'Storage', 'Security', and 'Web console'. The main area is divided into several sections:

- Servers Dashboard:** Shows 59 Number of Servers, 13 Running Jobs, and 0 Critical Alerts (Last 24 Hrs). It includes a 'Top 5 Largest Clients' table and a 'Last Week Backup Job Summary' chart.
- COMMSERVE - Health Report:** Displays overall system health with 13 Critical, 6 Warning, 10 Good, and 17 Information status indicators.
- Replication RPO:** Shows 4 Replication Groups, 4 Replication Groups RPO S, and 64 GB of data. It includes a 'Live Sync Monitor' section with a 'Yes: 2 (50%)' indicator.
- File Analysis:** A detailed view of file statistics including:
 - Total Number of Files: 9.52 M
 - Total Size of Files: 1.24 TB
 - Total Number of File Extensions: 26,217
 - Modified Time: A bar chart showing file counts by age (e.g., 1 to 2 Year: 218.53 GB).
 - Created Time: A bar chart showing file counts by age (e.g., 1 to 2 Year: 225.99 GB).
 - Access Time: A bar chart showing file counts by age (e.g., 1 to 2 Year: 514.83 GB).
 - File Size: A bar chart showing file counts by size range (e.g., 1MB to 50MB: 931 GB).
 - File Type: A bar chart showing file counts by type (e.g., Multimedia: 146.98 GB).
 - File Owner: A pie chart showing ownership distribution (e.g., BUILTIN\Administrators: 3.36 GB (56.89%).

▶ Industry-leading customer support satisfaction

Our commitment to customer satisfaction is recognised as being among the highest in the industry.



Commvault scored more than a 98 percent customer satisfaction rating, which surpassed the industry average of 85 percent.



BY THE NUMBERS¹

98%

Customer Support Satisfaction Rating, per annual support and services survey

97%


Ability to meet service level agreement (SLA) goals

¹ <https://www.commvault.com/news/2018/april/commvault-innovates-with-new-proactive-customer-support-framework>



▶ **HPE & Commvault:
a winning alliance**

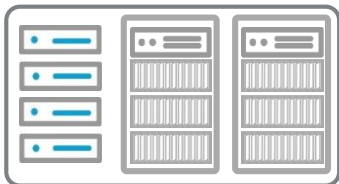
▶ How Commvault Compliments HPE Portfolio



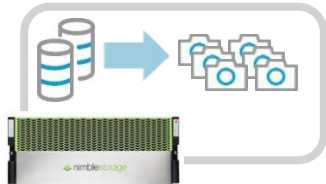
COMMVAULT 

 **Hewlett Packard Enterprise**

Open-Systems Architecture



IntelliSnap[®] Technology



Commvault HyperScale[™]



Appliance Integration



Hybrid Cloud



Standard Systems Architectures

- ProLiant, Apollo
- MSA, 3PAR, Nimble, etc.

Storage Array Integration

- 3PAR
- Nimble
- XP7

Software-Defined Architecture

- [ProLiant DL380](#)
- [Apollo 4200](#)

StoreOnce Catalyst Integration

- Joint development effort
- Fully integrated with Catalyst

Microsoft Azure Stack Integration

- Azure Certified
- Tested and validated
- Published Whitepaper



▶ **Any Questions?**

COMMVault® 

COMMVAULT.COM | MLUCAS@COMMVAULT.COM | 07876 352453

© 2019 COMMVault SYSTEMS, INC. ALL RIGHTS RESERVED.